



# CLASSIC

INCLUSIONS



**CHAMPION**  
HOMES

## CLASSIC BY NAME. EXCEPTIONAL BY STANDARD

At Champion Homes, we understand that home is where life happens. Our Classic Inclusions are thoughtfully designed to support every moment, combining dependable finishes with everyday comfort and style. Backed by the craftsmanship and care Champion Homes is known for, this collection creates spaces that are easy to live in and effortless to love.



## CONTENTS

EXTERNALS	1
INTERNALS	12
KITCHEN	16
WET AREAS	22
FLOORING & TILING	28



# EXTERNALS






# BRICK SELECTION

*Classic Foundations. Contemporary Style.*

Quality starts from the ground up. Through our partnership with PGH, Champion Homes offers a strong and stylish selection of bricks from the Champion Homes Select Range, designed to suit a variety of façades. With trusted durability and timeless appeal, these bricks provide a solid and lasting foundation for your home.

## BOTANICALS



ELDERBERRY



JUNIPER



SAGE



SANDALWOOD

## ELEMENTS



FOSSIL



GRAPHITE



JAROSITE



RUBELITE

## SIMPLY HAMPTONS



BREEZE



SCULPTED GREY



FRESH WHITE


# ROOF TILE SELECTION

*Style That Covers It All*



Your roof plays a defining role in your home's overall look. That's why Champion Homes includes a carefully selected range of roof tiles from Monier within our Classic Inclusions — offering lasting performance and colours to suit every façade.


## ELBANA PROFILE



SAMBUCA




BARRAMUNDI




WILD RICE




SALT SPRAY



BABYLON



ANISEED



SAFFRON



CHILLI



## TUDOR PROFILE



SAMBUCA



BARRAMUNDI

# ROOF TILE SELECTION

*Style That Covers It All*

## ATURA PROFILE




SAMBUCA



BARRAMUNDI



CARAWAY



SILVER PERCH



WOLLEMI



ANISEED



BABYLON



WILD RICE



CAMELOT



CHILLI



# COLORBOND ROOF

*Modern Lines. Proven Performance*

With its clean profile and versatile colour range, COLORBOND roofing delivers a sleek, contemporary finish to your home. Designed to withstand Australia's harsh conditions, it offers reliable durability and lasting street appeal.



DOVER WHITE



SURFMIST



SOUTHERLY



SHALE GREY



BLUE GUM



WINDSPRAY



BASALT



CLASSIC CREAM



PAPERBARK



EVENING HAZE



DUNE



JASPER



MANOR RED



WALLABY



WOODLAND  
GREY



PALE  
EUCALYPT



COTTAGE  
GREEN



IRONSTONE



DEEP OCEAN



MONUMENT



NIGHT SKY



GULLY

## COLORBOND Marine Grade - Colours Available

SURFMIST

DUNE

WINDSPRAY

WALLABY

WOODLAND GREY

MONUMENT

*\*Design specific*

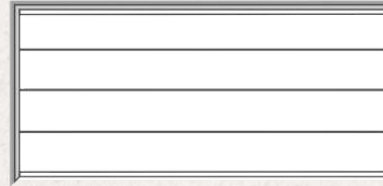


# GARAGE DOOR

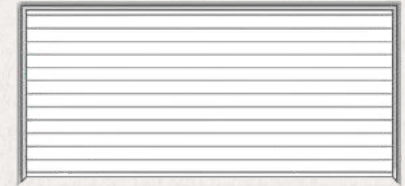
*Secure. Stylish. Seamless.*

Steel-Line Panel Lift garage doors combine modern design with smooth, reliable operation. Built for durability and security, they complement a wide range of home styles. Available in a variety of profiles and Colorbond colours, with timber-look options for added warmth without the maintenance of real wood.

## PROFILES



FLATLINE



SLIMLINE



# WINDOWS & SLIDING DOORS

*Framing Your Home in Style*

The Wideline Essentials Range features a curated selection of contemporary colours reflecting today's most popular building trends. Its timeless, neutral palette provides flexibility across a wide range of façade and interior styles. With twelve contemporary frame colours to choose from, you can confidently tailor your selection to suit your design vision. Please note that your selected window frame colour will also be applied to your sliding doors, ensuring a seamless and cohesive finish throughout.



# FRONT ENTRY DOOR

*Where First Impressions Begin*

Corinthian Doors are renowned for their quality craftsmanship, durability and timeless design. Combining modern innovation with architectural elegance, each door is designed to create a strong and lasting first impression.

## CORINTHIAN MADISON & SLIMLITE RANGES





# ENTRY DOOR HANDLE

*Style in Every Detail*

Gainsborough & Zanda Handles are known for their quality, security and refined finish. Designed to complement your entry door, they deliver the perfect balance of elegance and functionality.

## TRILOCK ANGULAR LEVER SET



## POLO PULL HANDLE



# RENDER & CLADDING COLOURS

*Elevate Your Exterior*

Bring your façade to life with your choice of any Taubmans paint colour for your render and cladding, giving you complete design flexibility. Finished in Taubmans Endure Exterior with advanced Nanoguard® Technology, this high-performance coating creates a durable barrier that helps protect your home against dirt, sun, wind and rain. Browse the full colour collection online or visit your local paint store to explore samples.



# DRIVEWAY SELECTION

*A Strong First Impression*

Your concrete driveway combines strength, longevity, and visual appeal. Choose from a plain or coloured finish to complement your home, with options available from the Champion Homes Select Range. Designed to suit single and double garages, it delivers a practical and low-maintenance solution.

## STANDARD DRIVEWAY - COLOUR THROUGH OPTIONS




FOSSIL



REPTILE



TRUFFLE



LIGHT GREY



FRENCH GREY



GUN METAL



BLUESTONE



SMOKEY BLACK



CHARCOAL



SANDY BEIGE



LIGHTSTONE



SANDSTONE



MOCHA



COFFEE



FAWN



LIGHT TERRACOTTA



BRICK RED



DARK TERRACOTTA



# INTERNALS



# INTERNAL COLOURS

*Inspired Interiors Start with Colour*

Bring your vision to life with your choice of Taubmans colour for internal walls. To complement your scheme, ceilings and cornices are finished in Taubmans Crisp White as standard, creating a fresh and timeless contrast. Taubmans Endure Interior, powered by Nanoguard® Technology, helps protect your walls from stains, mould and mildew—keeping your home looking beautiful for years to come.

## POPULAR COLOURS



# INTERNAL DOORS

*Seamless Style Throughout*

Champion Homes uses Corinthian internal doors, known for their quality and durability. As part of our standard inclusions, your internal doors will be flush panel, plain white doors, offering a clean and modern look. If you'd like to personalise your home further, Corinthian offers a variety of profiles and designs you can upgrade to, allowing you to select a style that best suits your taste and interior aesthetic.



FLUSH PANEL



DECO 10S



DECO 3S



DECO 4S






# INTERNAL STAIRCASE

Our internal staircases combine style and durability, featuring your choice of painted timber or wrought iron balustrades, complemented by painted newel posts and handrails. With sturdy MDF treads and risers, each staircase is designed to deliver both everyday performance and a refined architectural statement.

# INTERNAL DOOR HANDLES

## LIANNA LEVER SET



## FLORENCE LEVER SET



## AMELIA LEVER SET



# KITCHEN



# KITCHEN BENCHTOPS

*Beauty Set in Stone*

Caesarstone Mineral surfaces bring a fresh, contemporary aesthetic and enduring elegance to your kitchen. As part of the Champion Homes Select Range, the curated benchtop colours offer a seamless balance of style and durability — designed to complement a wide range of interiors.



INTENSE WHITE



OYSTER



SNOW



RAVEN



OCEAN FOAM



JET BLACK



OSPREY



# KITCHEN & VANITY CABINETRY

*Sophisticated. Practical. Timeless.*

Bring your kitchen and vanity vision to life with Polytec Melamine cabinetry from the Champion Homes Select Range, available in Matt, Texture and Woodmatt finishes. A sophisticated palette of colours and finishes allows you to create a seamless, modern aesthetic. Durable and low-maintenance, Polytec cabinetry is designed to perform beautifully for years to come.

## MELAMINE MATT FINISH



# KITCHEN & VANITY CABINETRY

*Sophisticated. Practical. Timeless.*



## MELAMINE MATT FINISH

					
AVION GREY	OYSTER GREY	MAISON OAK	EUROPEAN WALNUT	COPPER LEAF	BELGIAN OAK
					
TRUFFLE LINI	CANTERBURY GREY	SHANNON OAK	TAUPE	STRATA GREY	TITANIUM
					
ROSE GOLD LEAF	CINDER	CHAR OAK	PURE GOLD LEAF	NATURAL OAK	TUROSS OAK
					
FELDSPAR SHIMMER	BLACK	BLACK WENGE	GRAPHITE	OXFORD	TASMANIAN OAK

## MELAMINE SHEEN, FINEGRAIN & ASHGRAIN FINISH

				
CLASSIC WHITE	POLAR WHITE	BLOSSOM WHITE	PORCELAIN	ALABASTER
				
AMARO	MOSS GREY	STONE GREY	STRATA GREY	CAVIA LINI

# KITCHEN TAPWARE & APPLIANCES

## TECHNIKA APPLIANCES

900mm European Appliance Package.



## FRANKE BELL DOUBLE BOWL UNDERMOUNT SINK



## SINK MIXERS

Choice of quality sink mixers:



PHOENIX PINA



CAROMA BASIS



CAROMA QUATRO



# KITCHEN SPLASHBACK

*Designed to Reflect Your Style*

## WINDOW SPLASHBACK

Bring the outside in and soak in the sunshine with a window surrounded by a tiled splashback.

*\*Design specific*



## TILED SPLASHBACK

700mm high tiled splashback in an extensive range of colours.

*\*Design specific*



# WET AREAS



# BATHROOM & ENSUITE

*Refined Spaces. Beautifully Finished*

From premium surfaces to carefully selected fittings, your wet areas are designed to balance sophistication and practicality. Every inclusion works together to create a bathroom and ensuite that feel timeless, cohesive, and built to last.

## VANITY TOP

Combining style and strength, 20mm Caesarstone Mineral brings a clean, modern finish to your vanity. A selection of colours from the Champion Homes Select Range allows you to personalise your space with confidence.



## VANITY BASIN

With smooth contours and balanced proportions, Caroma vanity basins offer timeless appeal. Available in inset or above-counter designs, they create a polished and practical bathroom finish.



## CABINETRY

Polytec laminated cabinetry in sheen, matt or textured finishes provides a contemporary look with durable, low-maintenance performance. Choose from a wide selection of colours within the Champion Homes Select Range.



# BATHROOM & ENSUITE

*Refined Spaces. Beautifully Finished*



## **FREESTANDING BATH**

The Decina Prezzo freestanding bath adds a statement of comfort and relaxation to your main bathroom. Its elegant form creates a modern focal point while enhancing everyday luxury.

## **SEMI-FRAMELESS SHOWER SCREENS**

Enjoy a touch of luxury with a Stegbar semi-frameless shower screen, featuring frameless pivot doors, chrome trims, and clear laminated glass in the main bathroom, ensuite, and powder room.

## **FRAMELESS MIRROR**

Frameless polished edge mirrors above vanities create a clean, modern look while enhancing light and space within your bathroom.





# TAPWARE & ACCESSORIES

*The Details That Complete the Space*

CAROMA QUATRO RANGE



PHOENIX RANGE



# LAUNDRY

*Designed for Everyday Practicality*

## LAUNDRY TROUGH

Clark 45 litre stainless steel tub with white metal cabinet.

## SPLASHBACK

600mm high splashback tiling over laundry tub and skirting tiles to remainder.

## TAPS

Phoenix Ivy MKII Sink Mixer and Phoenix Ivy Washing Machine Set wall mounted to the laundry for your convenience.



# FLOORING & TILING



# FLOORING & TILING

*Discover the beauty beneath your feet*

Once your Colour Selection Schedule is finalised, Dons Tiles and Accent Carpets will invite you to their showroom. Their team will guide you through the beautiful Champion Homes Select Range of tiles and carpets, making your selections easy and enjoyable.

## DONS TILES



## ACCENT CARPETS



# ELECTRICALS

*Powering homes with confidence*

While your home is under construction, Vaccaro Group will be in touch with you to discuss your electrical needs. With a focus on safety, quality, and expert service, Vaccaro Group is a trusted partner in creating your dream home.

- Three phase underground mains provision for connection to meter.
- Automatic electric circuit breakers, all earth leakage safety switches at power board.
- 1 (one) bayonet light point with 1 (one) light switch to each room.
- Two-way switch to stairs. (Double storey dwelling only).
- 1 (one) double power point to all rooms, including garage.
- 1 (one) single power point for fridge.
- 1 (one) single power point for rangehood.
- 1 (one) isolation switch for oven.
- 1 (one) exhaust fan to WC (design specific).
- 1 (one) telephone point to kitchen.
- 1 (one) television point.
- 1 (one) external light point to eaves at external doors.
- Hard wired smoke detectors with battery back-up as required.
- Light switches and power points with white clip on/off covers.

## **NBN PROVISION**

- Underground conduit provision and draw wire from front boundary to under meter box.
- NBN approved conduit provision and draw wire from under meter box to internal wall of garage.
- 1 (one) double power point to internal wall of garage.
- 1 (one) phone point and cat6 data point on 1 (one) plate to wall of garage.



# ESSENTIAL FINISHES

## FRAME

Timber frame and engineered roof trusses, 450mm eaves to roof line\*, 90mm external wall framing to the ground floor and first floor. Nominal 2435mm high ceilings to ground floor and first floor.

## RAINWATER TANK

Slimline above-ground rainwater tank available in a range of colours. Connected to all toilets, the laundry, and includes one external tap. Two additional external mains water taps are provided (front and rear). Location to be determined by the Builder.

## GAS PACKAGE

Gas hot water system. Gas bayonet point for heating. Gas cooktop.\*

## SOLAR PHOTOVOLTAIC SYSTEM

Up to 3 kilowatt solar photovoltaic system (if required).

## SITE COSTS

Inclusions based on a standard residential block with up to 500mm fall.

## CONCRETE SLAB

Engineered concrete slab designed to suit "M" or "H" classification soil conditions.

## AIR CONDITIONING

Cool and heat your home with the DAIKIN reverse cycle ducted air conditioning system. Two zones with a return air system. \*OR DAIKIN split system air conditioning.

## TERMITE TREATMENT

GRANITGUARD termite barrier system – a natural, non-toxic, chemical-free physical barrier. Approved to Australian Standard AS3660.1 and widely accepted by Councils across Australia.

## HOT WATER SYSTEM

RHEEM quality performance 6-star continuous 26L gas wall-mounted hot water system.\*

*\*Design Specific and subject to gas availability.*





# WE'VE GOT YOU COVERED

## WE PROVIDE:

- Approved plans.
- Final Identification Survey certificate.
- Engineers certificate for structural soundness of concrete slab and piers.
- Shadow diagrams (where applicable).
- Waste management report.
- BASIX certificate.
- Structural guarantee pursuant to the Home Building Act.
- 20 weeks defects liability.
- Insulation guarantee.
- Shower screen and vanity mirror glazing certificate.
- Pest certificate.
- Wet area waterproofing certificate.
- Smoke detectors certificate.


## W H & S

- Scaffolding as required.
- All weather access as required.
- Sediment control as required.
- Trades waste compound as required.
- Temporary construction fencing.

## COLOUR CONSULTATION

A free consultation with our experienced Interior Colour Consultant in our exclusive Style Studio.

# OUR PARTNERS





CALL 1300 136 200

For all enquiries relating to single or double storey homes or home and land packages.

[championhomes.com.au](http://championhomes.com.au)



Disclaimer: Photographs, artist impressions and other pictures in this brochure/book may show fixtures, fittings or finishes (timber deck as example) which are not supplied by Champion Homes. Items may be displayed in our homes that are not included in our specifications. Display Home Options, including façade upgrades, window upgrades, brick upgrades, kitchen and bathroom upgrades, light fittings, down lights, feature walls, upgraded tiling, floor coverings, window coverings, all external landscape including retaining walls, timber porch and patio, decking, pergolas are not included unless otherwise specified. All point of sale and marketing material are for illustrative purposes only. Champion Homes gives no warranty and make no representation as to the accuracy or sufficiency of any description, illustration, photograph, image or statement contained in this brochure/book and accepts no liability for any loss which may be suffered by any person who relies either wholly or in part upon the information presented. Photographs and illustrations in this brochure are intended to be a visual aid only. All inclusions and specifications provided are subject to change without notice. Champion Homes reserves the right to change nominated suppliers without notice. Copyright© MARCH 2026