


FREEDOM *Inclusions*





FREEDOM INCLUSIONS

Everything you deserve - already included

At Champion Homes, we believe you shouldn't have to compromise on style, comfort, or quality. That's why our Freedom Inclusions come standard — so your home is beautiful, functional, and ready to live in from day one.

CONTENTS

| | |
|-------------------|----|
| EXTERNALS | 1 |
| INTERNALS | 9 |
| KITCHEN | 13 |
| WET AREAS | 20 |
| FLOORING & TILING | 24 |





EXTERNALS


BRICK SELECTION

Style your home from the ground up


PGH provides an extensive selection of high-quality, stylish bricks. Choose from the Champion Homes Select Range for standard options that complement your home's design, or upgrade to a premium brick from PGH's broader collection for that extra touch of elegance.



BOTANICALS RANGE



ELDERBERRY



SANDALWOOD



JUNIPER



SAGE

ELEMENTS RANGE




FOSSIL



JAROSITE



GRAPHITE



RUBELITE

SIMPLY HAMPTONS RANGE



BREEZE



SCULPTED GREY



FRESH WHITE

ROOF TILE SELECTION

The crowning touch to your home

Monier concrete roof tiles combine durability with style, offering exceptional strength and long-lasting performance in all weather conditions. Included in your package is the Classic Collection, featuring a timeless selection of profiles and colours that complement a wide range of home styles.



ATURA PROFILE



ELABANA PROFILE



TUDOR PROFILE

ATURA



BARRAMUNDI



SAMBUCA



BABYLON



WOLLEMI



CAMELOT



CARAWAY



ANISEED



SILVER PORCH



WILD RICE



SALT SPRAY



CHILLI

ELABANA



BARRAMUNDI



SAMBUCA



BABYLON



CHILLI



SALT SPRAY



SAFFRON



ANISEED



WILD RICE

TUDOR



BARRAMUNDI



SAMBUCA



BABYLON



ANISEED



SAFFRON



GARAGE DOOR

Strength you can trust. style you'll love

Enhance your home's street appeal with a stylish Steel-Line roller garage door. Engineered for strength, security, and effortless operation, these doors come in a variety of colours from the Champion Homes Select Range to perfectly complement your design.

AVAILABLE COLOURS



DOVER WHITE



BASALT



NIGHT SKY



WOODLAND GREY



SURFMIST



CLASSIC CREAM



GULLY



PALE EUCALYPT



SOUTHERLY



PAPERBARK



JASPER



COTTAGE GREEN



SHALE GREY



EVENING HAZE



MANOR RED



IRONSTONE



BLUE GUM



DUNE



MONUMENT



DEEP OCEAN



WINDSPRAY



WALLABY



WINDOWS & SLIDING DOORS

The perfect frame for your personal style

Inspired by the most popular trends in home design, the Wideline Essentials Range offers a carefully curated selection of neutral tones. This versatile palette gives you the freedom to personalise your home with confidence. For a cohesive look, the same colour will be used on both your window frames and sliding doors.

FRAME COLOURS



PEARL WHITE



PRIMROSE



SURFMIST



PAPERBARK



ANODIC SILVER



DUNE



PRECIOUS SILVER
KINETIC



BASALT



WOODLAND
GREY



CHARCOAL



MONUMENT



BLACK MATT



FRONT ENTRY & LAUNDRY DOORS

Crafted to welcome. designed to impress

Combining enduring craftsmanship with contemporary design, Corinthian Doors are renowned for their strength, style, and innovation. Choose from a wide range of beautifully made doors to complement and enhance your living spaces.

CORINTHIAN URBAN RANGE



LAUNDRY DOOR



RENDER & CLADDING COLOURS


Colour that lasts. Protection that endures

Express your style with any colour from the Taubmans range. Taubmans Endure Exterior with Nanoguard® Technology not only delivers stunning colour but also protects your home against the elements — repelling dirt and standing strong against sun, wind, and rain.

POPULAR COLOURS



COLORBOND




DRIVEWAY SELECTION

A strong start to every welcome home

Built for longevity and style, our concrete driveway comes in your choice of plain or coloured finish. Suitable for single (up to 25m²) and double garages (up to 55m²), it provides a clean, low-maintenance surface with colour options selected from the Champion Homes Select Range.

STANDARD DRIVEWAY-COLOUR ON OPTIONS





INTERNALS

INTERNAL COLOURS

Colour your world. Protect your walls

Bring your vision to life with your choice of Taubmans colour for the internal walls. To complement your scheme, ceilings and cornices are finished in Taubmans Crisp White as standard. Taubmans Endure Interior, powered by Nanoguard® Technology, protects your walls from stains, mould, and mildew – keeping your home looking beautiful for years to come.

POPULAR INTERNAL COLOURS



INTERNAL DOORS & HANDLES

A Stylish Welcome in Every Room

Quality and style come standard with Corinthian internal doors at Champion Homes. Our standard inclusion is flush panel, plain white doors offering a clean, contemporary look. Prefer something more personalised? Corinthian's extensive range of profiles and designs gives you the freedom to upgrade and make it your own.

FLUSH PANEL PLAIN DOOR



GAINSBOROUGH LIANNA LEVER SET



SATIN CHROME



BRIGHT CHROME



MATT BLACK



INTERNAL STAIRCASE

Step Up in Style

Make a statement with an internal staircase that's as stylish as it is strong. Choose between elegant painted timber or classic wrought iron balustrades, complemented with painted newel posts, handrails, and robust MDF treads and risers to complete the look.





KITCHEN

KITCHEN BENCHTOPS

Where Style Meets Strength

Elevate your kitchen with Caesarstone Mineral surfaces – where timeless elegance meets modern design. The carefully curated benchtop colours in the Champion Homes Select Range combine beauty and strength to complement your home.



INTENSE WHITE



OYSTER



SNOW



RAVEN




OCEAN FOAM



JET BLACK



OSPREY



KITCHEN & VANITY CABINETRY

Visualise Your Dream Kitchen

Bring your kitchen vision to life with Polytec Melamine from the Champion Homes Select Range, available in Matt, Texture, and Woodmatt finishes. Visit the Polytec website to explore colours and combinations: polytec.com.au/designer

MELAMINE MATT FINISH



KITCHEN & VANITY CABINETS

Visualise Your Dream Kitchen

MELAMINE MATT FINISH



KITCHEN TAPWARE & APPLIANCES

SINK MIXER

- Phoenix Pina



SINK

- Franke Bell Double Bowl Overmount Sink



TECHNIKA APPLIANCES

- 600mm Appliance Package



① Technika 60cm Gas Cooktop



Technika 60cm Electric Cooktop



② Technika 60cm Electric Oven



③ Technika 60cm Slideout Rangehood



KITCHEN SPLASHBACK

WINDOW SPLASHBACK

Bring the outside in and soak in the sunshine with a window surrounded by a tiled splashback.

**Design Specific*



KITCHEN SPLASHBACK

TILED SPLASHBACK

600mm high tiled splashback in an extensive range of colours.

**Design Specific*





WET AREAS

BATHROOM & ENSUITE

Where comfort meets modern style

Featuring Manooga acrylic vanities, your bathroom is elevated with a contemporary, seamless design that's built to last. Combined with the refined elegance of Phoenix chrome tapware, the result is a beautifully polished, sophisticated space.

VANITY TOP

Manooga acrylic vanity tops, a seamless acrylic integrated basin and benchtop to your main bathroom & ensuite.

CABINETRY

Polytec matt, or texture finish doors and drawers with square edge. Choose from our extensive selection of colours from the Champion Homes Select Range.

FREESTANDING BATH OR ISLAND BATH

The Decina Prezzo freestanding bath or Decina Fabrino bathtub adds a touch of style, and relaxation to your home.

SEMI FRAMELESS SHOWER SCREENS

Enjoy a touch of luxury with a STEGBAR semi-frameless shower screen, featuring frameless pivot doors, chrome trims, and clear laminated glass in the main bathroom, ensuite, and powder room (design specific).

FRAMED OR FRAMELESS MIRRORS

A sleek framed or frameless mirror above the vanity adds style and functionality, enhancing your bathroom's elegance.



TAPWARE & ACCESSORIES

Timeless style. Everyday practicality

The Phoenix Ivy range offer stylish and functional tapware and accessories for modern bathrooms. They provide timeless, practical designs with durability and affordability in mind, making it a versatile choice for various bathroom styles.

BASIN MIXER

① Phoenix Ivy



ACCESSORIES

Phoenix Ivy range accessories, available in round finishes to match your style.



Shower / Bath mixer



Bath Spout



Double Towel Rail



Shower Head



② Toilet Roll Holder



Soap Dish



Towel Ring



LAUNDRY

LAUNDRY TROUGH

CLARK 45 litre stainless steel tub with white metal cabinet.

SPLASHBACK

600mm high splashback tiling over laundry tub and skirting tiles to remainder.

TAPS

Phoenix Ivy MKII Sink Mixer and Phoenix Ivy Washing Machine Set wall mounted to laundry for your convenience.





FLOORING & TILING

FLOORING & TILING

Discover the beauty beneath your feet

Once your Colour Selection Schedule is finalised, Dons Tiles and Accent Carpets will invite you to their showroom. Their team will guide you through the beautiful Champion Homes Select Range of tiles and carpets, making your selections easy and enjoyable.

DONS TILES



ACCENT CARPETS



ELECTRICALS


Powering homes with confidence

While your home is under construction, Vaccaro Group will be in touch with you to discuss your electrical needs. With a focus on safety, quality, and expert service, Vaccaro Group is a trusted partner in creating your dream home.

- Three phase underground mains provision for connection to meter.
- Automatic electric circuit breakers, all Earth. Leakage safety switches at power board.
- 1 (one) bayonet light point with 1 (one) light switch to each room.
- Two-way switch to stairs. (Double storey Dwelling only).
- 1 (one) double power point to all rooms, including garage.
- 1 (one) single power point for fridge.
- 1 (one) single power point for rangehood.
- 1 (one) isolation switch for oven.
- 1 (one) exhaust fan to WC (design specific).
- 1 (one) telephone point to kitchen.
- 1 (one) television point.
- 1 (one) external light point to eaves at external doors.
- Hard wired smoke detectors with battery back-up as required.
- Light switches and power points with white clip on/off covers.

NBN PROVISION

- Underground conduit provision and draw wire from front boundary to under meter box.
- NBN approved conduit provision and draw wire from under meter box to internal wall of garage.
- 1 (one) double power point to internal wall of garage.
- 1 (one) phone point and cat6 data point on 1 (one) plate to wall of garage.



ESSENTIAL FINISHES

FRAME

Timber frame and engineered roof trusses, 450mm eaves to roof line*, 90mm external wall framing to the ground floor and first floor. Nominal 2435mm high ceilings to ground floor and first floor.

RAINWATER TANK

Slimline above-ground rainwater tank available in a range of colours. Connected to all toilets, the laundry, and includes one external tap. Two additional external mains water taps are provided (front and rear). Location to be determined by the builder.

GAS PACKAGE

Gas hot water system. Gas bayonet point for heating. Gas cook top.*

SITE COSTS

Inclusions based on a standard residential block with up to 500mm fall.

CONCRETE SLAB

Engineered concrete slab designed to suit "M" or "H" classification soil conditions.

AIR CONDITIONING

Cool and heat your home with the DAIKIN reverse cycle ducted air conditioning system. Two zones with return air system.*OR DAIKIN Split system air conditioning.

TERMITE TREATMENT

GRANITGUARD termite barrier system - a natural, non-toxic, chemical-free physical barrier. Approved to Australian Standard AS3660.1 and widely accepted by Councils across Australia.

HOT WATER SYSTEM

RHEEM quality performance 6-star continuous 26L gas wall mounted hot water system.*

**Design Specific and subject to gas availability.*



WE'VE GOT YOU COVERED

WE PROVIDE:

- Approved plans.
- Final Identification Survey certificate.
- Engineers certificate for structural soundness of concrete slab and piers.
- Shadow diagrams (where applicable).
- Waste management report.
- BASIX certificate.
- Structural guarantee pursuant to the Home Building Act.
- 20 weeks defects liability.
- Insulation guarantee.
- Shower screen and vanity mirror glazing certificate.
- Pest certificate.
- Wet area waterproofing certificate.
- Smoke detectors certificate.

WH&S

- Scaffolding as required.
- All weather access as required.
- Sediment control as required.
- Trades waste compound as required.
- Temporary construction fencing.

COLOUR CONSULTATION

A free consultation with our experienced Interior Colour Consultant in our exclusive Style Studio.



OUR PARTNERS





CALL 1300 136 200

For all enquiries relating to single or double storey homes or home and land packages.
championhomes.com.au


freedom
COLLECTION


CHAMPION
HOMES

Disclaimer: Photographs, artist impressions and other pictures in this brochure/book may show fixtures, fittings or finishes (timber deck as example) which are not supplied by Champion Homes. Items may be displayed in our homes that are not included in our specifications. Display Home Options, including façade upgrades, window upgrades, brick upgrades, kitchen and bathroom upgrades, light fittings, down lights, feature walls, upgraded tiling, floor coverings, window coverings, all external landscape including retaining walls, timber porch and patio, decking, pergolas are not included unless otherwise specified. All point of sale and marketing material are for illustrative purposes only. Champion Homes gives no warranty and make no representation as to the accuracy or sufficiency of any description, illustration, photograph, image or statement contained in this brochure/book and accepts no liability for any loss which may be suffered by any person who relies either wholly or in part upon the information presented. Photographs and illustrations in this brochure are intended to be a visual aid only. All inclusions and specifications provided are subject to change without notice. Champion Homes reserves the right to change nominated suppliers without notice. These home inclusions apply only to the "Freedom" range and are not available with the "Knockdown Rebuild" and "Duplex" range of homes.
Copyright © MAY 2025